

## Coppa Italia Turismo

### Mugello Racing Weekend

#### Race 2 (25 Minutes)

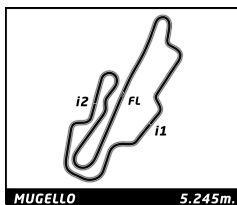
### Starting Grid

2:20.680	<b>Daniele CARMINATI</b>	AC RACING	<b>88</b>	- 10 -	<b>69</b>	GrassoRacingTeam	<b>Simone SOSTEGNI</b>	2:54.151
2:08.458	<b>Alberto CIOFFI</b>	AC RACING	<b>24</b>	- 9 -	<b>99</b>	Gruppo Sportivo Tori Corse	<b>Matteo PIOPI</b>	2:09.285
2:13.867	<b>Alfredo DI COSMO</b>	TEAM CAR RACING	<b>3</b>	- 8 -	<b>81</b>	ABS CORSE	<b>Giuseppe IUORIO</b>	
2:07.958	<b>Sergio GALBUSERA</b>	TAC MOTORSPORT	<b>7</b>	- 7 -	<b>55</b>	AIKOA RACING	<b>Ternel CAMLIDAG</b>	2:10.065
2:06.595	<b>Demir ERÖGE</b>	AIKOA RACING	<b>5</b>	- 6 -	<b>17</b>	AIKOA RACING	<b>Francesco CARDONE</b>	2:06.644
2:04.183	<b>Stefan SCHAFER</b>	DULLER MOTORSPORT	<b>26</b>	- 5 -	<b>19</b>	RC MOTORSPORT	<b>Mario CAPPELLA</b>	2:05.478
2:04.020	<b>Pasquale SERRATORE</b>	SP RACING	<b>93</b>	- 4 -	<b>65</b>	Team Progetto E20	<b>Francesco MIOTTO</b>	2:04.116
2:03.303	<b>Fabrizio FEDE</b>	TEAM CARS RACING	<b>12</b>	- 3 -	<b>13</b>	BF MOTORSPORT	<b>Roberto VERROCCHIO</b>	2:03.952
2:01.775	<b>Ramazan KAYA</b>	BF MOTORSPORT	<b>34</b>	- 2 -	<b>77</b>	DULLER MOTORSPORT	<b>Philipp MATTERSORFER</b>	2:02.843
1:58.942	<b>Markus WEEGE</b>	DULLER MOTORSPORT	<b>22</b>	- 1 -	<b>333</b>	DULLER MOTORSPORT	<b>Herwig DULLER</b>	1:59.432

Pole

**CAR 81 ADMITTED TO START ON BACK OF THE GRID DUE TO STEWARDS DECISION NR. 5**

<b>Stewards:</b>			<b>Timekeeper:</b>
Maria Grazia ARBERI CSAI 26127	Gianluca NATALONI CSAI 338031	Antonia MARMILLATA CSAI 371681	Andrea RAPI



## Mugello Racing Weekend

### Coppa Italia Turismo

### Race 2 (25 Minutes)

## Final Classification

No Drivers	Team	Car	Cl.	Laps	Total Time	Gap	Kph	Best Lap		
								Lap	Time	Kph
1333	Herwig DULLER	DULLER MOTORSPORT	BMW E46 M3 GTR	E1 Italia ~2000	10	<b>25:18.626</b>	- 124.3	7	<b>2:01.542</b>	155.4
2	77 Philipp MATTERSODFER	DULLER MOTORSPORT	OPEL ASTRA TCR SQ	TCR	10	<b>25:26.333</b>	+7.707 123.7	6	<b>2:02.975</b>	153.5
3	34 Ramazan KAYA	BF MOTORSPORT	AUDI RS3 LMS TCR SQ	TCR	10	<b>25:35.639</b>	+17.013 123.0	10	<b>2:02.580</b>	154.0
4	5 Demir ERÖGE	AIKOA RACING	AUDI RS3 LMS TCR SQ	TCR	10	<b>25:40.838</b>	+22.212 122.5	9	<b>2:02.055</b>	154.7
5	26 Stefan SCHAFER	DULLER MOTORSPORT	W. GOLF GTI TCR SQ	TCR	10	<b>25:43.201</b>	+24.575 122.4	9	<b>2:03.114</b>	153.4
6	13 Roberto VERROCCHIO	BF MOTORSPORT	AUDI RS3 LMS TCR SQ	TCR	10	<b>25:54.783</b>	+36.157 121.4	9	<b>2:05.520</b>	150.4
7	65 Francesco MIOTTO	Team Progetto E20	AUDI RS3 LMS TCR DSG	TCR DSG	10	<b>25:56.684</b>	+38.058 121.3	9	<b>2:05.964</b>	149.9
8	17 Francesco CARDONE	AIKOA RACING	AUDI RS3 LMS TCR DSG	TCR DSG	10	<b>26:12.980</b>	+54.354 120.0	7	<b>2:06.331</b>	149.5
9	19 Mario CAPPELLA	RC MOTORSPORT	AUDI RS3 LMS TCR DSG	TCR DSG	10	<b>26:13.198</b>	+54.572 120.0	10	<b>2:05.379</b>	150.6
10	55 Ternel CAMLIDAG	AIKOA RACING	AUDI RS3 LMS TCR DSG	TCR DSG	10	<b>26:13.699</b>	+55.073 120.0	7	<b>2:08.227</b>	147.3
11	24 Alberto CIOFFI	AC RACING	Mini Cooper Jcw	Racing Start 2000-2000	10	<b>26:17.498</b>	+58.872 119.7	6	<b>2:07.871</b>	147.7
12	7 Sergio GALBUSERA	TAC MOTORSPORT	LOTUS ELISE CUP	Lotus Elise Cup	10	<b>26:33.253</b>	+1:14.627 118.5	8	<b>2:09.733</b>	145.5
13	3 Alfredo DI COSMO	TEAM CAR RACING	CUPRA TCR DSG	TCR DSG	10	<b>26:36.873</b>	+1:18.247 118.2	9	<b>2:11.138</b>	144.0
14	93 Pasquale SERRATORE	SP RACING	AUDI TT	E1 Italia 3000	10	<b>26:43.313</b>	+1:24.687 117.8	10	<b>2:08.240</b>	147.2
15	88 Daniele CARMINATI	AC RACING	Mini Challenge PRO	Mini Challenge Pro	10	<b>26:58.255</b>	+1:39.629 116.7	7	<b>2:12.050</b>	143.0
16	81 Giuseppe IUORIO	ABS CORSE	Seat Leon MKII	Seat Leon MkII	9	<b>26:17.103</b>	1 Lap 107.8	6	<b>2:25.574</b>	129.7
17	69 Simone SOSTEGNI	GrassoRacingTeam	Seat Ibiza RSP	Racing Start 2000-2000	9	<b>27:25.079</b>	1 Lap 103.3	9	<b>2:38.986</b>	118.8
18	22 Markus WEEGE	DULLER MOTORSPORT	BMW E46 M3 GTR	E1 Italia ~2000	8	<b>21:14.571</b>	2 Laps 118.5	7	<b>1:59.868</b>	157.5
■ <i>Not classified</i>										
12	Fabrizio FEDE	TEAM CARS RACING	CUPRA TCR SQ	TCR	6	<b>19:25.649</b>		5	<b>2:06.331</b>	149.5
99	Matteo PIOPPI	Gruppo Sportivo Tori Corse	Mini Challenge Pro	Racing Start 2000-2000						

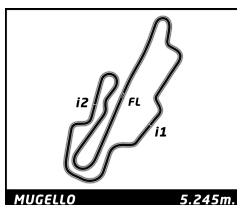
<b>Pole Position:</b>	M. WEEGE	<b>1:58.942</b>	158.7 Kph
<b>Fastest Lap:</b>	Lap 7 Markus WEEGE	<b>1:59.868</b>	157.5 Kph

CAR 5 TIME PENALTY 5 SECONDS FOR OVERTAKING UNDER SAFETY CAR PROCEDURE

Published at: .....

Track Status: **DRY**

<b>Stewards:</b> Maria Grazia ARBERI CSAI 26127			Gianluca NATALONI CSAI 338031		Antonia MARMILLATA CSAI 371681		<b>Timekeeper:</b> Andrea RAPI	
---	--	--	----------------------------------	--	-----------------------------------	--	-----------------------------------	--



## Coppa Italia Turismo

### Mugello Racing Weekend

#### Race 2 (25 Minutes)

### Final Classification by Class

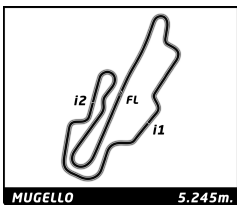
No Drivers	Team	Car	Laps	Total Time	Gap	Kph	Best Lap			
							Lap	Time	Kph	
<b>TCR</b>										
1	77 Philipp. MATTERS DORFER	DULLER MOTORSPORT	OPEL ASTRA TCR SQ	10	<b>25:26.333</b>		123.7	6	<b>2:02.975</b>	153.5
2	34 Ramazan. KAYA	BF MOTORSPORT	AUDI RS3 LMS TCR SQ	10	<b>25:35.639</b>	+9.306	123.0	10	<b>2:02.580</b>	154.0
3	5 Demir. ERÖGE	AIKOA RACING	AUDI RS3 LMS TCR SQ	10	<b>25:40.838</b>	+14.505	122.5	9	<b>2:02.055</b>	154.7
4	26 Stefan. SCHAFER	DULLER MOTORSPORT	W. GOLF GTI TCR SQ	10	<b>25:43.201</b>	+16.868	122.4	9	<b>2:03.114</b>	153.4
5	13 Roberto. VERROCCHIO	BF MOTORSPORT	AUDI RS3 LMS TCR SQ	10	<b>25:54.783</b>	+28.450	121.4	9	<b>2:05.520</b>	150.4
<b>■ Not classified</b>										
12	Fabrizio. FEDE	TEAM CARS RACING	CUPRA TCR SQ	6	<b>19:25.649</b>			5	<b>2:06.331</b>	149.5
<b>E1 Italia &gt;3000</b>										
1	333 Herwig. DULLER	DULLER MOTORSPORT	BMW E46 M3 GTR	10	<b>25:18.626</b>		124.3	7	<b>2:01.542</b>	155.4
2	22 Markus. WEEGE	DULLER MOTORSPORT	BMW E46 M3 GTR	8	<b>21:14.571</b>	2 Laps	118.5	7	<b>1:59.868</b>	157.5
<b>TCR DSG</b>										
1	65 Francesco. MIOTTO	Team Progetto E20	AUDI RS3 LMS TCR DSG	10	<b>25:56.684</b>		121.3	9	<b>2:05.964</b>	149.9
2	17 Francesco. CARDONE	AIKOA RACING	AUDI RS3 LMS TCR DSG	10	<b>26:12.980</b>	+16.296	120.0	7	<b>2:06.331</b>	149.5
3	19 Mario. CAPPELLA	RC MOTORSPORT	AUDI RS3 LMS TCR DSG	10	<b>26:13.198</b>	+16.514	120.0	10	<b>2:05.379</b>	150.6
4	55 Ternel. CAMLIDAG	AIKOA RACING	AUDI RS3 LMS TCR DSG	10	<b>26:13.699</b>	+17.015	120.0	7	<b>2:08.227</b>	147.3
5	3 Alfredo. DI COSMO	TEAM CAR RACING	CUPRA TCR DSG	10	<b>26:36.873</b>	+40.189	118.2	9	<b>2:11.138</b>	144.0
<b>Lotus Elise Cup</b>										
1	7 Sergio. GALBUSERA	TAC MOTORSPORT	LOTUS ELISE CUP	10	<b>26:33.253</b>		118.5	8	<b>2:09.733</b>	145.5
<b>Seat Leon Mkii Supercopa</b>										
1	81 Giuseppe. IUORIO	ABS CORSE	Seat Leon MKII	9	<b>26:17.103</b>		107.8	6	<b>2:25.574</b>	129.7
<b>E1 Italia 3000</b>										
1	93 Pasquale. SERRATORE	SP RACING	AUDI TT	10	<b>26:43.313</b>		117.8	10	<b>2:08.240</b>	147.2
<b>Racing Start Plus 2000</b>										
1	24 Alberto. CIOFFI	AC RACING	Mini Cooper Jcw	10	<b>26:17.498</b>		119.7	6	<b>2:07.871</b>	147.7
2	69 Simone. SOSTEGNI	GrassoRacingTeam	Seat Ibiza RSP	9	<b>27:25.079</b>	1 Lap	103.3	9	<b>2:38.986</b>	118.8
<b>Mini Challenge Pro</b>										
1	88 Daniele. CARMINATI	AC RACING	Mini Challenge PRO	10	<b>26:58.255</b>		116.7	7	<b>2:12.050</b>	143.0
<b>Racing Start Plus 1600</b>										
<b>■ Not classified</b>										
99	Matteo. PIOPPI	Gruppo Sportivo Tori Corse	Mini Challenge Pro							

CAR 5 TIME PENALTY 5 SECONDS FOR OVERTAKING UNDER SAFETY CAR PROCEDURE

Published at: .....

Track Status: **DRY**

<b>Stewards:</b>			<b>Timekeeper:</b>	
Maria Grazia ARBERI	Gianluca NATALONI	Antonia MARMILLATA	Andrea RAPI	
CSAI 26127	CSAI 338031	CSAI 371681		



## Coppa Italia Turismo

### Mugello Racing Weekend

#### Race 2 (25 Minutes)

### Final Classification by Division

No Drivers	Team	Car	Laps	Total Time	Gap	Kph	Best Lap			
							Lap	Time	Kph	
<b>1</b>										
1 333	Hervig. DULLER	DULLER MOTORSPORT	BMW E46 M3 GTR	10	<b>25:18.626</b>		124.3	7	<b>2:01.542</b>	155.4
2 77	Philipp. MATTERS-DORFER	DULLER MOTORSPORT	OPEL ASTRA TCR SQ	10	<b>25:26.333</b>	+7.707	123.7	6	<b>2:02.975</b>	153.5
3 34	Ramazan. KAYA	BF MOTORSPORT	AUDI RS3 LMS TCR SQ	10	<b>25:35.639</b>	+17.013	123.0	10	<b>2:02.580</b>	154.0
4 5	Demir. ERÖGE	AIKOA RACING	AUDI RS3 LMS TCR SQ	10	<b>25:40.838</b>	+22.212	122.5	9	<b>2:02.055</b>	154.7
5 26	Stefan. SCHAFER	DULLER MOTORSPORT	W. GOLF GTI TCR SQ	10	<b>25:43.201</b>	+24.575	122.4	9	<b>2:03.114</b>	153.4
6 13	Roberto. VERROCCHIO	BF MOTORSPORT	AUDI RS3 LMS TCR SQ	10	<b>25:54.783</b>	+36.157	121.4	9	<b>2:05.520</b>	150.4
7 22	Markus. WEEGE	DULLER MOTORSPORT	BMW E46 M3 GTR	8	<b>21:14.571</b>	2 Laps	118.5	7	<b>1:59.868</b>	157.5
<b>■ Not classified</b>										
12	Fabrizio. FEDE	TEAM CARS RACING	CUPRA TCR SQ	6	<b>19:25.649</b>			5	<b>2:06.331</b>	149.5
<b>2</b>										
1 65	Francesco. MIOTTO	Team Progetto E20	AUDI RS3 LMS TCR DSG	10	<b>25:56.684</b>		121.3	9	<b>2:05.964</b>	149.9
2 17	Francesco. CARDONE	AIKOA RACING	AUDI RS3 LMS TCR DSG	10	<b>26:12.980</b>	+16.296	120.0	7	<b>2:06.331</b>	149.5
3 19	Mario. CAPPELLA	RC MOTORSPORT	AUDI RS3 LMS TCR DSG	10	<b>26:13.198</b>	+16.514	120.0	10	<b>2:05.379</b>	150.6
4 55	Temel. CAMLIDAG	AIKOA RACING	AUDI RS3 LMS TCR DSG	10	<b>26:13.699</b>	+17.015	120.0	7	<b>2:08.227</b>	147.3
5 7	Sergio. GALBUSERA	TAC MOTORSPORT	LOTUS ELISE CUP	10	<b>26:33.253</b>	+36.569	118.5	8	<b>2:09.733</b>	145.5
6 3	Alfredo. DI COSMO	TEAM CAR RACING	CUPRA TCR DSG	10	<b>26:36.873</b>	+40.189	118.2	9	<b>2:11.138</b>	144.0
7 93	Pasquale. SERRATORE	SP RACING	AUDI TT	10	<b>26:43.313</b>	+46.629	117.8	10	<b>2:08.240</b>	147.2
8 81	Giuseppe. IUORIO	ABS CORSE	Seat Leon MKII	9	<b>26:17.103</b>	1 Lap	107.8	6	<b>2:25.574</b>	129.7
<b>3</b>										
1 24	Alberto. CIOFFI	AC RACING	Mini Cooper Jcw	10	<b>26:17.498</b>		119.7	6	<b>2:07.871</b>	147.7
2 88	Daniele. CARMINATI	AC RACING	Mini Challenge PRO	10	<b>26:58.255</b>	+40.757	116.7	7	<b>2:12.050</b>	143.0
3 69	Simone. SOSTEGNI	GrassoRacingTeam	Seat Ibiza RSP	9	<b>27:25.079</b>	1 Lap	103.3	9	<b>2:38.986</b>	118.8
<b>■ Not classified</b>										
99	Matteo. PIOPPI	Gruppo Sportivo Tori Corse	Mini Challenge Pro							

CAR 5 TIME PENALTY 5 SECONDS FOR OVERTAKING UNDER SAFETY CAR PROCEDURE

Published at: .....

Track Status: **DRY**

#### Stewards:

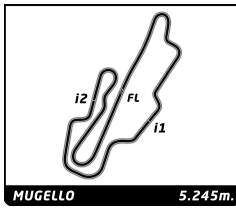
Maria Grazia ARBERI  
CSAI 26127

Gianluca NATALONI  
CSAI 338031

Antonia MARMILLATA  
CSAI 371681

#### Timekeeper:

Andrea RAPI



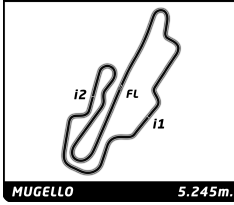
# Coppa Italia Turismo

## Mugello Racing Weekend

### Race 2

### Lap Chart

No	Pos	Grid	Lap											
			1	2	3	4	5	6	7	8	9	10		
22	<b>1</b>	22	333	333	333	333	333	333	333	333	333	333	333	333
333	<b>2</b>	333	77	77	77	77	77	77	22	22	77	77	77	77
34	<b>3</b>	34	22	22	22	22	22	22	77	77	34	34	34	34
77	<b>4</b>	77	12	12	12	12	12	34	34	34	5	5	5	5
12	<b>5</b>	12	13	13	13	34	34	5	5	5	26	26	26	26
13	<b>6</b>	13	34	34	34	13	5	26	26	26	13	13	13	13
93	<b>7</b>	93	65	65	65	5	13	13	13	13	65	65	65	65
65	<b>8</b>	65	19	19	5	65	26	65	65	65	17	17	17	17
26	<b>9</b>	26	5	5	19	26	65	55	55	17	55	19	19	19
19	<b>10</b>	19	26	26	26	55	55	24	17	55	19	55	55	55
5	<b>11</b>	5	55	55	55	7	24	17	24	24	24	24	24	24
17	<b>12</b>	17	3	3	3	24	17	19	19	19	7	7	7	7
7	<b>13</b>	7	7	7	7	3	19	7	7	7	3	3	3	3
55	<b>14</b>	55	24	24	24	19	7	3	3	3	93	93	93	93
3	<b>15</b>	3	88	88	88	17	3	88	88	93	88	88	88	88
81	<b>16</b>	81	69	69	69	88	88	93	93	88	81	81	81	81
24	<b>17</b>	24	81	81	81	93	93	81	81	81	69	69	69	69
99	<b>18</b>	99	17	17	17	81	81	69	69	69	69	69	69	69
88	<b>19</b>	88	93	93	93	69	69	12	12	12	12	12	12	12
69	<b>20</b>	69	69	69	69	69	69	69	69	69	69	69	69	69



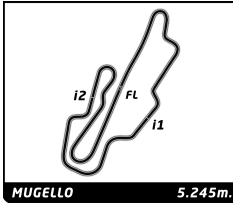
## Coppa Italia Turismo

### Mugello Racing Weekend

#### Race 2

#### Best Sector Times

Sector 1		Sector 2		Sector 3		No Team	Class	Ideal Lap	Best Lap		
No Driver	Time	No Driver	Time	No Driver	Time						
1	22 M.WEEGE	40.577	22 M.WEEGE	36.817	5 D.ERÒGE	42.393	1	22 DULLER MOTORSPORT	E1 Italia >3000	1:59.868	1:59.868 (1)
2	5 D.ERÒGE	41.062	77 P.MATTERSDORFER	37.631	22 M.WEEGE	42.474	2	5 AIKOA RACING	TCR	2:01.370	2:02.055 (3)
3	333 H.DULLER	41.088	333 H.DULLER	37.715	333 H.DULLER	42.567	3	333 DULLER MOTORSPORT	E1 Italia >3000	2:01.370	2:01.542 (2)
4	34 R.KAYA	41.172	34 R.KAYA	37.912	34 R.KAYA	42.893	4	34 BF MOTORSPORT	TCR	2:01.977	2:02.580 (4)
5	77 P.MATTERSDORFER	41.323	5 D.ERÒGE	37.915	26 S.SCHAFFER	43.155	5	77 DULLER MOTORSPORT	TCR	2:02.498	2:02.975 (5)
6	26 S.SCHAFFER	41.669	26 S.SCHAFFER	38.089	77 P.MATTERSDORFER	43.544	6	26 DULLER MOTORSPORT	TCR	2:02.913	2:03.114 (6)
7	19 M.CAPPELLA	41.958	19 M.CAPPELLA	38.269	13 R.VERROCCHIO	43.787	7	19 RC MOTORSPORT	TCR DSG	2:04.416	2:05.379 (7)
8	12 F.FEDE	42.185	13 R.VERROCCHIO	38.744	12 F.FEDE	43.940	8	13 BF MOTORSPORT	TCR	2:05.094	2:05.520 (8)
9	17 F.CARDONE	42.278	65 F.MIOTTO	38.953	19 M.CAPPELLA	44.189	9	65 Team Progetto E20	TCR DSG	2:05.792	2:05.964 (9)
10	65 F.MIOTTO	42.326	17 F.CARDONE	39.788	93 P.SERRATORE	44.219	10	12 TEAM CARS RACING	TCR	2:05.947	2:06.331 (11)
11	13 R.VERROCCHIO	42.563	12 F.FEDE	39.822	17 F.CARDONE	44.271	11	17 AIKOA RACING	TCR DSG	2:06.337	2:06.331 (10)
12	55 T.CAMLIDAG	43.007	55 T.CAMLIDAG	40.006	24 A.CIOFFI	44.433	12	55 AIKOA RACING	TCR DSG	2:07.549	2:08.227 (13)
13	24 A.CIOFFI	43.085	24 A.CIOFFI	40.210	65 F.MIOTTO	44.513	13	24 AC RACING	Racing Start E1 Italia >3000	2:07.728	2:07.871 (12)
14	93 P.SERRATORE	43.273	93 P.SERRATORE	40.748	55 T.CAMLIDAG	44.536	14	93 SP RACING	E1 Italia 3000	2:08.240	2:08.240 (14)
15	7 S.GALBUSERA	43.744	7 S.GALBUSERA	40.806	7 S.GALBUSERA	44.889	15	7 TAC MOTORSPORT	Lotus Elise Cup	2:09.439	2:09.733 (15)
16	3 A.DI COSMO	44.113	88 D.CARMINATI	41.031	3 A.DI COSMO	45.335	16	3 TEAM CAR RACING	TCR DSG	2:10.694	2:11.138 (16)
17	88 D.CARMINATI	44.372	3 A.DI COSMO	41.246	88 D.CARMINATI	45.977	17	88 AC RACING	Mini Challenge Pro	2:11.380	2:12.050 (17)
18	81 G.IUORIO	47.866	81 G.IUORIO	46.344	81 G.IUORIO	50.539	18	81 ABS CORSE	Sect Leon Mkii Superstar	2:24.749	2:25.574 (18)
19	69 S.SOSTEGNI	53.867	69 S.SOSTEGNI	49.323	69 S.SOSTEGNI	55.129	19	69 GrassoRacingTeam	Racing Start E1 Italia >3000	2:38.319	2:38.986 (19)



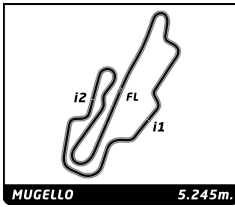
## Coppa Italia Turismo

### Mugello Racing Weekend

#### Race 2

#### Best Top Speed

Team	Car	Class	Top Speed Driver	Top 1		Top 2		Top 3		Top 4		Top 5		
				Kph	Lap	Kph	Lap	Kph	Lap	Kph	Lap	Kph	Lap	Avg
5 AIKOA RACING	AUDI RS3 LMS TCR SQ	TCR	D. ERÒGE	246.0	5	244.3	6	244.3	8	243.2	10	242.7	7	244,1
22 DULLER MOTORSPORT	BMW E46 M3 GTR	E1 Italia >30	M. WEEGE	243.8	7	240.0	4	239.5	8	229.4	6	226.0	5	235,7
93 SP RACING	AUDI TT	E1 Italia 300c	P. SERRATORE	243.8	5	243.8	4	242.1	10	242.1	9	242.1	8	242,8
34 BF MOTORSPORT	AUDI RS3 LMS TCR SQ	TCR	R. KAYA	243.2	4	241.6	10	241.1	6	240.5	8	240.0	5	241,3
13 BF MOTORSPORT	AUDI RS3 LMS TCR SQ	TCR	R. VERROCCHIO	242.1	5	241.1	7	240.0	6	240.0	9	239.5	10	240,5
333 DULLER MOTORSPORT	BMW E46 M3 GTR	E1 Italia >30	H. DULLER	241.6	9	241.1	10	240.5	7	240.5	6	240.5	8	240,8
19 RC MOTORSPORT	AUDI RS3 LMS TCR DSG	TCR DSG	M. CAPPELLA	240.0	7	239.5	8	237.9	5	236.9	4	236.3	9	238,1
26 DULLER MOTORSPORT	W. GOLF GTI TCR SQ	TCR	S. SCHAFER	238.9	6	238.9	4	237.4	5	236.9	9	236.9	7	237,8
17 AIKOA RACING	AUDI RS3 LMS TCR DSG	TCR DSG	F. CARDONE	235.8	7	233.3	5	232.8	6	231.3	8	229.4	10	232,5
65 Team Progetto E20	AUDI RS3 LMS TCR DSG	TCR DSG	F. MIOTTO	233.8	8	233.3	5	233.3	6	232.8	10	232.8	4	233,2
77 DULLER MOTORSPORT	OPEL ASTRA TCR SQ	TCR	P. MATTERSDOFFER	233.3	9	233.3	4	232.3	6	232.3	7	231.8	5	232,6
55 AIKOA RACING	AUDI RS3 LMS TCR DSG	TCR DSG	T. CAMLIDAG	232.8	10	232.8	5	232.3	4	232.3	8	231.8	7	232,4
24 AC RACING	Mini Cooper Jcw	Racing Start P	A. CIOFFI	232.8	8	232.8	4	231.8	7	230.8	10	230.8	6	231,8
12 TEAM CARS RACING	CUPRA TCR SQ	TCR	F. FEDE	232.3	4	231.3	5	229.9	6	105.9	2	77.4	3	175,4
3 TEAM CAR RACING	CUPRA TCR DSG	TCR DSG	A. DI COSMO	232.3	5	230.3	6	228.4	4	228.4	8	227.9	7	229,5
7 TAC MOTORSPORT	LOTUS ELISE CUP	Lotus Elise Cu	S. GALBUSERA	230.3	6	226.5	5	226.0	8	226.0	9	224.6	4	226,7
88 AC RACING	Mini Challenge PRO	Mini Challenge	D. CARMINATI	221.9	9	221.4	4	221.0	5	219.6	6	219.2	7	220,6
81 ABS CORSE	Seat Leon MKII	Seat Leon Mk	G. IUORIO	217.9	6	217.0	5	217.0	7	217.0	9	213.6	8	216,5
69 GrassoRacingTeam	Seat Ibiza RSP	Racing Start P	S. SOSTEGNI	182.7	7	182.7	9	181.5	8	180.0	6	179.7	4	181,3
99 Gruppo Sportivo Tori Corse	Mini Challenge Pro	Racing Start P												



## Coppa Italia Turismo

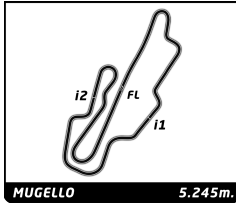
### Mugello Racing Weekend

#### Race 2

#### Leader Sequence by Class

No	Team	Car	Start Lap	End Lap	Laps	Total Laps
<b>E1 Italia &gt;3000</b>						
333	DULLER MOTORSPORT	BMW E46 M3 GTR	1	10	10	10
<b>E1 Italia 3000</b>						
93	SP RACING	AUDI TT	1	10	10	10
<b>Lotus Elise Cup</b>						
7	TAC MOTORSPORT	LOTUS ELISE CUP	1	10	10	10
<b>Mini Challenge Pro</b>						
88	AC RACING	Mini Challenge PRO	1	10	10	10
<b>Racing Start Plus 2000</b>						
24	AC RACING	Mini Cooper Jcw	1	10	10	10
<b>Seat Leon Mkii Superc</b>						
81	ABS CORSE	Seat Leon MKII	1	9	9	9
<b>TCR</b>						
77	DULLER MOTORSPORT	OPEL ASTRA TCR SQ	1	10	10	10
<b>TCR DSG</b>						
65	Team Progetto E20	AUDI RS3 LMS TCR DSG	1	10	10	10





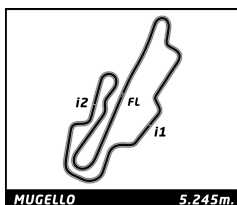
## Coppa Italia Turismo

### Mugello Racing Weekend

#### Race 2

#### Fastest Lap Sequence

Elapsed	No Team	Car	Class	Driver	Time	Kph	Lap
6:58.136	333 DULLER MOTORSPORT	BMW E46 M3 GTR	E1 Italia >3000	<b>Herwig DULLER</b>	<b>4:32.878</b>	69.2	2
7:12.061	88 AC RACING	Mini Challenge PRO	Mini Challenge Pro	<b>Daniele CARMINATI</b>	<b>4:32.098</b>	69.4	2
7:13.453	69 GrassoRacingTeam	Seat Ibiza RSP	Racing Start Plus 2000	<b>Simone SOSTEGNI</b>	<b>4:21.225</b>	72.3	2
7:14.347	81 ABS CORSE	Seat Leon MKII	Seat Leon MkII Supercopa	<b>Giuseppe IUORIO</b>	<b>3:58.452</b>	79.2	2
7:51.799	17 AIKOA RACING	AUDI RS3 LMS TCR DSG	TCR DSG	<b>Francesco CARDONE</b>	<b>2:32.308</b>	124.0	2
11:20.608	93 SP RACING	AUDI TT	E1 Italia 3000	<b>Pasquale SERRATORE</b>	<b>2:24.475</b>	130.7	3
13:03.907	333 DULLER MOTORSPORT	BMW E46 M3 GTR	E1 Italia >3000	<b>Herwig DULLER</b>	<b>2:04.310</b>	151.9	4
15:08.099	333 DULLER MOTORSPORT	BMW E46 M3 GTR	E1 Italia >3000	<b>Herwig DULLER</b>	<b>2:04.192</b>	152.0	5
17:10.925	333 DULLER MOTORSPORT	BMW E46 M3 GTR	E1 Italia >3000	<b>Herwig DULLER</b>	<b>2:02.826</b>	153.7	6
19:12.467	333 DULLER MOTORSPORT	BMW E46 M3 GTR	E1 Italia >3000	<b>Herwig DULLER</b>	<b>2:01.542</b>	155.4	7
19:13.191	22 DULLER MOTORSPORT	BMW E46 M3 GTR	E1 Italia >3000	<b>Markus WEEGE</b>	<b>1:59.868</b>	157.5	7

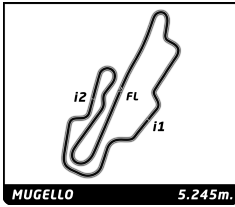


## Coppa Italia Turismo Mugello Racing Weekend Race 2

### Analysis by lap

Lapped

No	Lap Time	Gap	No	Lap Time	Gap	No	Lap Time	Gap	No	Lap Time	Gap	No	Lap Time	Gap		
<b>Lap 1</b>																
333	2:25.258	0.000	24	3:57.280	9.033	65	2:08.422	19.900	<b>81</b>	2:37.624	1 Lap	13	2:05.520	31.930		
77	2:25.780	0.522	88	3:57.491	9.955	55	2:08.956	26.300	13	2:05.520	31.930	65	2:05.964	34.197		
22	2:26.518	1.260	69	3:59.543	13.399	24	2:07.871	29.810	65	2:05.964	34.197	17	2:08.029	46.707		
12	2:26.861	1.603	81	3:58.792	13.542	17	2:06.337	30.006	17	2:08.029	46.707	55	2:09.355	48.438		
13	2:28.117	2.859	17	3:21.464	13.666	19	2:06.361	30.306	55	2:09.355	48.438	19	2:06.340	51.903		
34	2:28.666	3.408	93	2:24.475	21.011	7	2:09.739	35.082	19	2:06.340	51.903	24	2:08.080	51.928		
65	2:29.104	3.846	<b>Lap 4</b>		3	2:11.372	39.009	24	2:08.080	51.928	7	2:12.564	1:02.260			
19	2:29.654	4.396	333	2:04.310	88	2:12.187	41.868	7	2:12.564	1:02.260	3	2:11.138	1:09.113			
5	2:30.383	5.125	77	2:04.961	1.531	93	2:10.438	52.556	3	2:11.138	1:09.113	93	2:10.074	1:19.157		
26	2:30.907	5.649	22	2:04.573	1.833	81	2:25.574	1:24.333	93	2:10.074	1:19.157	88	2:12.950	1:23.035		
55	2:31.753	6.495	12	2:06.553	4.341	<b>Lap 7</b>		69	2:40.615	1 Lap	<b>Lap 10</b>					
3	2:33.725	8.467	34	2:07.741	6.757	333	2:01.542	333	2:02.710	77	2:03.157	7.707				
7	2:34.757	9.499	13	2:08.963	7.549	22	1:59.868	0.724	77	2:03.157	7.707	34	2:02.580	17.013		
24	2:36.574	11.316	5	2:07.552	8.138	77	2:03.068	3.685	34	2:02.580	17.013	5	2:02.588	17.212		
88	2:39.963	14.705	65	2:09.569	9.909	<b>69</b>	2:41.207	1 Lap	5	2:02.588	17.212	26	2:03.397	24.575		
69	2:52.228	26.970	26	2:08.876	10.196	<b>12</b>	4:11.070	1 Lap	26	2:03.397	24.575	13	2:06.937	36.157		
81	3:15.895	50.637	55	2:11.382	14.305	34	2:04.681	14.216	13	2:06.937	36.157	65	2:06.571	38.058		
17	5:19.491	2:54.233	7	2:15.135	19.531	5	2:04.566	15.996	65	2:06.571	38.058	17	2:10.357	54.354		
93	6:01.709	3:36.451	24	2:14.826	19.549	26	2:03.739	20.625	17	2:10.357	54.354	19	2:05.379	54.572		
<b>Lap 2</b>																
333	4:32.878		3	2:16.397	20.053	13	2:06.122	23.523	19	2:05.379	54.572	55	2:09.345	55.073		
77	4:32.987	0.631	19	2:20.060	20.647	65	2:06.267	24.625	55	2:09.345	55.073	<b>81</b>	2:34.315	1 Lap		
22	4:33.090	1.472	17	2:11.880	21.236	55	2:08.227	32.985	81	2:34.315	1 Lap	24	2:09.654	58.872		
12	4:33.269	1.994	88	2:17.639	23.284	17	2:06.331	34.795	24	2:09.654	58.872	7	2:15.077	1:14.627		
13	4:33.773	3.754	93	2:20.127	36.828	24	2:08.799	37.067	7	2:15.077	1:14.627	3	2:11.844	1:18.247		
34	4:34.905	5.435	81	2:28.172	37.404	19	2:08.489	37.253	3	2:11.844	1:18.247	93	2:08.240	1:24.687		
65	4:35.159	6.127	69	2:43.007	52.096	7	2:09.872	43.412	93	2:08.240	1:24.687	88	2:19.304	1:39.629		
19	4:35.515	7.033	<b>Lap 5</b>		3	2:11.482	48.949	88	2:19.304	1:39.629	<b>69</b>	2:38.986	1 Lap			
5	4:36.016	8.263	333	2:04.192	88	2:12.050	52.376	88	2:19.304	1:39.629						
26	4:36.482	9.253	77	2:04.671	2.010	93	2:11.115	1:02.129								
55	4:36.876	10.493	22	2:04.561	2.202	81	2:29.906	1:52.697								
3	4:35.690	11.279	12	2:06.331	6.480	<b>Lap 8</b>										
7	4:35.757	12.378	34	2:05.683	8.248	333	2:01.690									
24	4:34.776	13.214	5	2:05.020	8.966	22	2:01.380	0.414								
88	4:32.098	13.925	13	2:06.429	9.786	77	2:03.064	5.059								
69	4:21.225	15.317	26	2:05.428	11.432	34	2:03.713	16.239								
81	3:58.452	16.211	65	2:08.587	14.304	5	2:02.732	17.038								
17	2:32.308	53.663	55	2:10.057	20.170	26	2:03.598	22.533								
93	2:54.424	1:57.997	24	2:09.408	24.765	13	2:06.336	28.169								
<b>Lap 3</b>																
333	4:01.461		17	2:09.451	26.495	65	2:07.057	29.992								
77	4:01.710	0.880	19	2:10.316	26.771	17	2:07.332	40.437								
22	4:01.559	1.570	7	2:12.830	28.169	55	2:09.547	40.842								
12	4:01.565	2.098	3	2:14.602	30.463	24	2:10.230	45.607								
13	4:00.603	2.896	88	2:13.415	32.507	19	2:11.759	47.322								
34	3:59.352	3.326	93	2:12.308	44.944	<b>69</b>	2:47.351	1 Lap								
65	3:59.984	4.650	81	2:28.373	1:01.585	7	2:09.733	51.455								
5	3:58.094	4.896	69	2:40.917	1:28.821	3	2:12.475	59.734								
19	3:59.325	4.897	<b>Lap 6</b>		93	2:10.403	1:10.842									
26	3:57.838	5.630	333	2:02.826	88	2:21.158	1:11.844									
55	3:58.201	7.233	77	2:02.975	2.159	<b>Lap 9</b>										
3	3:58.148	7.966	22	2:03.022	2.398	333	2:01.759									
7	3:57.789	8.706	34	2:05.655	11.077	77	2:03.960	7.260								
<b>Lap 4</b>																
333	2:05.542		5	2:06.832	12.972	34	2:02.663	17.143								
77	2:05.542	0.000	26	2:09.822	18.428	5	2:02.055	17.334								
22	2:05.542	0.000	13	2:11.983	18.943	26	2:03.114	23.888								
12	2:05.542	0.000														



# Coppa Italia Turismo

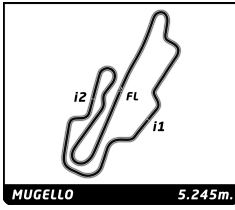
## Mugello Racing Weekend

### Race 2

## Sector Analysis

— Invalidated Lap 
 ■ Personal Best 
 ■ Session Best 
 ■ Crossing the pit lane

Lap	Time	Sector 1	Sector 2	Sector 3	T.Sp	Elapsed	Lap	Time	Sector 1	Sector 2	Sector 3	T.Sp	Elapsed	
<b>3</b>	<b>TEAM CAR RACING</b> CUPRA TCR DSG						1.Alfredo DI COSMO TCR DSG	1	2:28.117	52.000	39.818	56.299		2:28.117
	2	4:33.773	1:22.818	1:30.280	1:40.675	107.2		7:01.890						
	3	4:00.603	1:34.282	1:19.487	1:06.834	80.8		11:02.493						
	4	2:08.963	43.422	40.035	45.506	238.9		13:11.456						
	5	2:06.429	42.593	39.200	44.636	242.1		15:17.885						
	6	2:11.983	42.707	42.233	47.043	240.0		17:29.868						
	7	2:06.122	43.148	<b>38.744</b>	44.230	241.1		19:35.990						
	8	2:06.336	42.646	39.903	<b>43.787</b>	238.9		21:42.326						
	9	<b>2:05.520</b>	<b>42.563</b>	39.107	43.850	240.0		23:47.846						
	10	2:06.937	43.066	39.680	44.191	239.5		25:54.783						
	<b>5</b>	<b>AIKOA RACING</b> AUDI RS3 LMS TCR SQ						1.Demir EROGE TCR	1	2:30.383	54.355	42.141	53.887	
2		4:36.016	1:24.350	1:29.541	1:42.125	129.6	7:06.399							
3		3:58.094	1:33.808	1:19.000	1:05.286	70.6	11:04.493							
4		2:07.552	43.799	40.299	43.454	238.9	13:12.045							
5		2:05.020	42.295	39.907	42.818	246.0	15:17.065							
6		2:06.832	41.994	41.419	43.419	244.3	17:23.897							
7		2:04.566	42.165	39.381	43.020	242.7	19:28.463							
8		2:02.732	41.900	38.439	<b>42.393</b>	244.3	21:31.195							
9		<b>2:02.055</b>	<b>41.062</b>	<b>37.915</b>	43.078	242.7	23:33.250							
10		2:02.588	41.875	38.109	42.604	243.2	25:35.838							
<b>7</b>		<b>TAC MOTORSPORT</b> LOTUS ELISE CUP							1.Sergio GALBUSERA Lotus Elise Cup	1	2:34.757	56.611	47.305	50.841
	2	4:35.757	1:24.425	1:30.210	1:41.122	110.3	7:10.514							
	3	3:57.789	1:33.750	1:19.355	1:04.684	64.9	11:08.303							
	4	2:15.135	45.314	43.526	46.295	224.6	13:23.438							
	5	2:12.830	44.577	42.645	45.608	226.5	15:36.268							
	6	2:09.739	43.845	41.005	<b>44.889</b>	230.3	17:46.007							
	7	2:09.872	43.811	40.984	45.077	222.8	19:55.879							
	8	<b>2:09.733</b>	<b>43.744</b>	<b>40.806</b>	45.183	226.0	22:05.612							
	9	2:12.564	44.713	41.581	46.270	226.0	24:18.176							
	10	2:15.077	44.536	42.421	48.120	222.8	26:33.253							
	<b>12</b>	<b>TEAM CARS RACING</b> CUPRA TCR SQ						1.Fabrizio FEDE TCR		1	2:26.861	50.959	40.167	55.735
2		4:33.269	1:22.921	1:30.548	1:39.800	105.9	7:00.130							
3		4:01.565	1:34.757	1:20.054	1:06.754	77.4	11:01.695							
4		2:06.553	42.568	39.883	44.102	232.3	13:08.248							
5		<b>2:06.331</b>	42.569	<b>39.822</b>	<b>43.940</b>	231.3	15:14.579							
6		4:11.070	<b>42.185</b>	55.878	2:33.007	229.9	19:25.649							



## Coppa Italia Turismo Mugello Racing Weekend Race 2

### Sector Analysis

— Invalidated Lap    ■ Personal Best    ■ Session Best    ■ Crossing the pit lane

Lap	Time	Sector 1	Sector 2	Sector 3	T.Spd	Elapsed	Lap	Time	Sector 1	Sector 2	Sector 3	T.Spd	Elapsed
3	3:57.280	1:33.736	1:18.933	1:04.611	60.5	11:08.630	3	3:59.984	1:33.746	1:19.887	1:06.351	64.1	11:04.247
4	2:14.826	45.708	43.484	45.634	232.8	13:23.456	4	2:09.569	43.197	40.784	45.588	232.8	13:13.816
5	2:09.408	43.808	41.167	<span style="color: green;">44.433</span>	230.3	15:32.864	5	2:08.587	43.843	40.142	44.602	233.3	15:22.403
6	<span style="color: green;">2:07.871</span>	<span style="color: green;">43.085</span>	40.274	44.512	230.8	17:40.735	6	2:08.422	42.430	39.531	46.461	233.3	17:30.825
7	2:08.799	43.598	40.556	44.645	231.8	19:49.534	7	2:06.267	42.586	39.168	<span style="color: green;">44.513</span>	232.8	19:37.092
8	2:10.230	43.280	40.234	46.716	232.8	21:59.764	8	2:07.057	<span style="color: green;">42.326</span>	39.931	44.800	233.8	21:44.149
9	2:08.080	43.225	<span style="color: green;">40.210</span>	44.645	229.9	24:07.844	9	<span style="color: green;">2:05.964</span>	42.439	<span style="color: green;">38.953</span>	44.572	232.8	23:50.113
10	2:09.654	43.628	41.022	45.004	230.8	26:17.498	10	2:06.571	42.725	39.214	44.632	232.8	25:56.684

**26** **DULLER MOTORSPORT** W. GOLF GTI TCR SQ  
1.Stefan SCHAFFER TCR

1	2:30.907	54.677	42.228	54.002		2:30.907
2	4:36.482	1:25.044	1:29.896	1:41.542	117.3	7:07.389
3	3:57.838	1:33.814	1:19.462	1:04.562	69.6	11:05.227
4	2:08.876	43.450	40.623	44.803	238.9	13:14.103
5	2:05.428	42.467	39.385	43.576	237.4	15:19.531
6	2:09.822	42.007	41.260	46.555	238.9	17:29.353
7	2:03.739	41.957	38.536	43.246	236.9	19:33.092
8	2:03.598	41.876	38.567	<span style="color: green;">43.155</span>	236.9	21:36.690
9	<span style="color: green;">2:03.114</span>	<span style="color: green;">41.669</span>	<span style="color: green;">38.089</span>	43.356	236.9	23:39.804
10	2:03.397	41.712	38.283	43.402	236.3	25:43.201

**34** **BF MOTORSPORT** AUDI RS3 LMS TCR SQ  
1.Ramazan KAYA TCR

1	2:28.666	50.224	40.759	57.683		2:28.666
2	4:34.905	1:22.892	1:30.146	1:41.867	111.7	7:03.571
3	3:59.352	1:33.509	1:19.633	1:06.210	64.5	11:02.923
4	2:07.741	43.455	40.364	43.922	243.2	13:10.664
5	2:05.683	41.789	39.783	44.111	240.0	15:16.347
6	2:05.655	41.794	40.569	43.292	241.1	17:22.002
7	2:04.681	41.819	38.618	44.244	239.5	19:26.683
8	2:03.713	42.052	38.731	42.930	240.5	21:30.396
9	2:02.663	<span style="color: green;">41.172</span>	<span style="color: green;">37.912</span>	43.579	239.5	23:33.059
10	<span style="color: green;">2:02.580</span>	41.431	38.256	<span style="color: green;">42.893</span>	241.6	25:35.639

**55** **AIKOA RACING** AUDI RS3 LMS TCR DSG  
1.Ternel CAMLIDAG TCR DSG

1	2:31.753	55.056	44.597	52.100		2:31.753
2	4:36.876	1:25.300	1:29.741	1:41.835	117.0	7:08.629
3	3:58.201	1:33.548	1:19.184	1:05.469	70.5	11:06.830
4	2:11.382	44.593	41.459	45.330	232.3	13:18.212
5	2:10.057	43.590	41.452	45.015	232.8	15:28.269
6	2:08.956	43.385	40.554	45.017	231.3	17:37.225
7	<span style="color: green;">2:08.227</span>	43.358	40.333	<span style="color: green;">44.536</span>	231.8	19:45.452
8	2:09.547	43.033	40.762	45.752	232.3	21:54.999
9	2:09.355	43.925	40.569	44.861	227.9	24:04.354
10	2:09.345	<span style="color: green;">43.007</span>	<span style="color: green;">40.006</span>	46.332	232.8	26:13.699

**65** **Team Progetto E20** AUDI RS3 LMS TCR DSG  
1.Francesco MIOTTO TCR DSG

1	2:29.104	52.232	40.030	56.842		2:29.104
2	4:35.159	1:23.425	1:29.961	1:41.773	109.0	7:04.263

**69** **GrassoRacingTeam** Seat Ibiza RSP  
1.Simone SOSTEGNI Start Plus 2000

1	2:52.228	1:01.153	52.138	58.937		2:52.228
2	4:21.225	1:10.284	1:29.091	1:41.850	166.2	7:13.453
3	3:59.543	1:32.823	1:20.187	1:06.533	59.6	11:12.996
4	2:43.007	54.290	52.578	56.139	179.7	13:56.003
5	2:40.917	53.995	51.296	55.626	174.5	16:36.920
6	2:41.207	<span style="color: green;">53.867</span>	50.852	56.488	180.0	19:18.127
7	2:47.351	54.803	56.318	56.230	182.7	22:05.478
8	2:40.615	54.430	<span style="color: green;">49.323</span>	56.862	181.5	24:46.093
9	<span style="color: green;">2:38.986</span>	54.318	49.539	<span style="color: green;">55.129</span>	182.7	27:25.079

**77** **DULLER MOTORSPORT** OPEL ASTRA TCR SQ  
1.Philipp MATTERSDFORER TCR

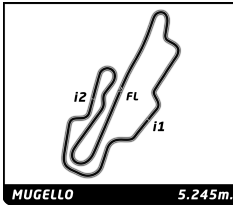
1	2:25.780	49.016	38.157	58.607		2:25.780
2	4:32.987	1:21.333	1:30.313	1:41.341	102.4	6:58.767
3	4:01.710	1:33.732	1:20.900	1:07.078	71.7	11:00.477
4	2:04.961	42.003	39.069	43.889	233.3	13:05.438
5	2:04.671	41.785	38.899	43.987	231.8	15:10.109
6	<span style="color: green;">2:02.975</span>	<span style="color: green;">41.323</span>	38.026	43.626	232.3	17:13.084
7	2:03.068	41.679	<span style="color: green;">37.631</span>	43.758	232.3	19:16.152
8	2:03.064	41.423	38.049	43.592	231.8	21:19.216
9	2:03.960	41.624	38.633	43.703	233.3	23:23.176
10	2:03.157	41.541	38.072	<span style="color: green;">43.544</span>	231.3	25:26.333

**81** **ABS CORSE** Seat Leon MKII  
1.Giuseppe IUORIO Mkii Supercopa

1	3:15.895	55.588	1:11.983	1:08.324		3:15.895
2	3:58.452	50.299	1:26.495	1:41.658	212.3	7:14.347
3	3:58.792	1:33.064	1:20.276	1:05.452	55.8	11:13.139
4	2:28.172	49.572	47.347	51.253	208.3	13:41.311
5	2:28.373	49.614	47.831	50.928	217.0	16:09.684
6	<span style="color: green;">2:25.574</span>	48.691	<span style="color: green;">46.344</span>	<span style="color: green;">50.539</span>	217.9	18:35.258
7	2:29.906	<span style="color: green;">47.866</span>	48.533	53.507	217.0	21:05.164
8	2:37.624	53.562	50.063	53.999	213.6	23:42.788
9	2:34.315	52.641	48.141	53.533	217.0	26:17.103

**88** **AC RACING** Mini Challenge PRO  
1.Daniele CARMINATI ii Challenge Pro

1	2:39.963	56.975	52.392	50.596		2:39.963
2	4:32.098	1:21.562	1:29.369	1:41.167	124.1	7:12.061
3	3:57.491	1:33.698	1:18.935	1:04.858	58.4	11:09.552
4	2:17.639	45.953	43.094	48.592	221.4	13:27.191



## Coppa Italia Turismo

### Mugello Racing Weekend

#### Race 2

### Sector Analysis

— Invalidated Lap    
 ■ Personal Best    
 ■ Session Best    
 **B** Crossing the pit lane

Lap	Time	Sector 1	Sector 2	Sector 3	T.Sp	Elapsed	Lap	Time	Sector 1	Sector 2	Sector 3	T.Sp	Elapsed
5	2:13.415	44.988	42.212	46.215	221.0	15:40.606							
6	2:12.187	45.006	41.204	<b>45.977</b>	219.6	17:52.793							
7	<b>2:12.050</b>	<b>44.372</b>	41.426	46.252	219.2	20:04.843							
8	2:21.158	45.061	47.084	49.013	218.8	22:26.001							
9	2:12.950	45.082	<b>41.031</b>	46.837	221.9	24:38.951							
10	2:19.304	44.476	42.809	52.019	218.8	26:58.255							

93

**SP RACING**

1.Pasquale SERRATORE

AUDI TT

E1 Italia 3000

1	6:01.709 <b>B</b>	54.204	1:16.942	3:50.563		6:01.709
2	2:54.424	1:06.163	55.078	53.183	117.3	8:56.133
3	2:24.475	48.543	47.247	48.685	216.1	11:20.608
4	2:20.127	46.730	44.882	48.515	243.8	13:40.735
5	2:12.308	44.606	42.469	45.233	243.8	15:53.043
6	2:10.438	44.269	41.461	44.708	240.0	18:03.481
7	2:11.115	44.661	41.463	44.991	240.0	20:14.596
8	2:10.403	43.599	41.751	45.053	242.1	22:24.999
9	2:10.074	43.851	41.108	45.115	242.1	24:35.073
10	<b>2:08.240</b>	<b>43.273</b>	<b>40.748</b>	<b>44.219</b>	242.1	26:43.313

333

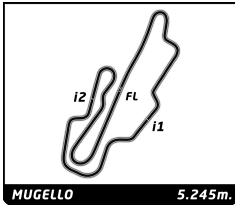
**DULLER MOTORSPORT**

1.Herwig DULLER

BMW E46 M3 GTR

E1 Italia >3000

1	2:25.258	48.694	37.778	58.786		2:25.258
2	4:32.878	1:21.024	1:30.321	1:41.533	101.0	6:58.136
3	4:01.461	1:33.254	1:21.216	1:06.991	71.4	10:59.597
4	2:04.310	42.427	38.484	43.399	238.4	13:03.907
5	2:04.192	42.153	38.891	43.148	240.0	15:08.099
6	2:02.826	41.646	38.274	42.906	240.5	17:10.925
7	<b>2:01.542</b>	41.220	<b>37.715</b>	42.607	240.5	19:12.467
8	2:01.690	<b>41.088</b>	38.019	42.583	240.5	21:14.157
9	2:01.759	41.413	37.779	<b>42.567</b>	241.6	23:15.916
10	2:02.710	41.275	38.274	43.161	241.1	25:18.626



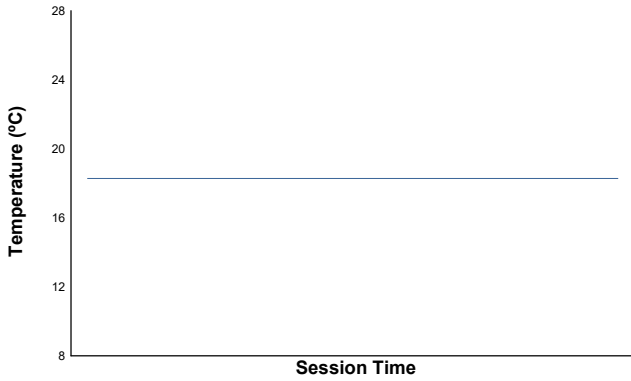
# Coppa Italia Turismo

## Mugello Racing Weekend

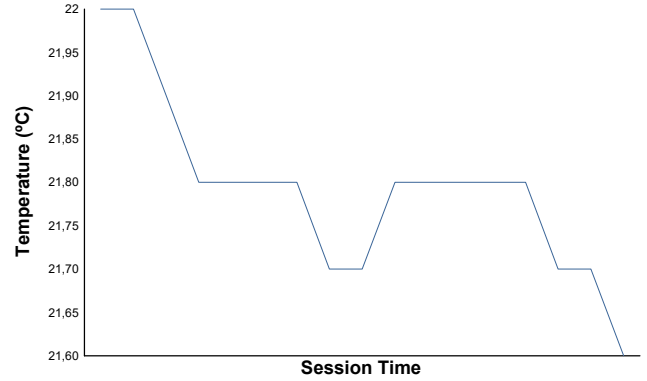
### Race 2

## Weather Report

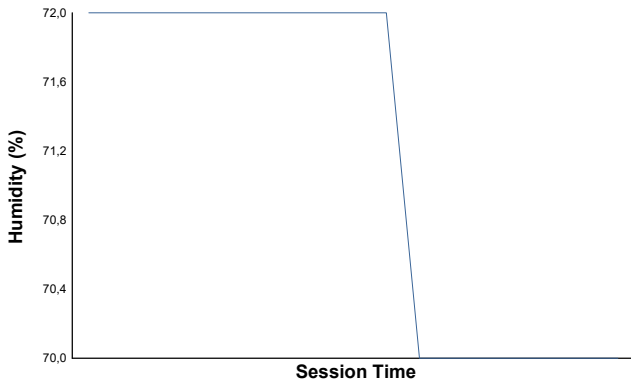
**Air Temperature**



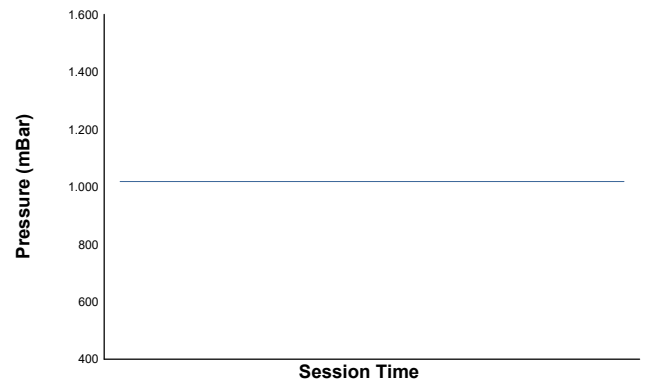
**Track Temperature**



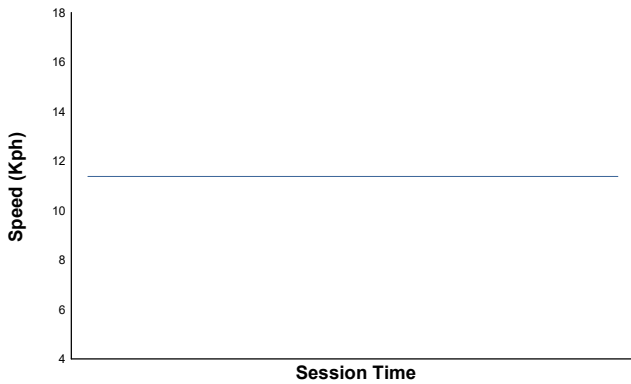
**Humidity**



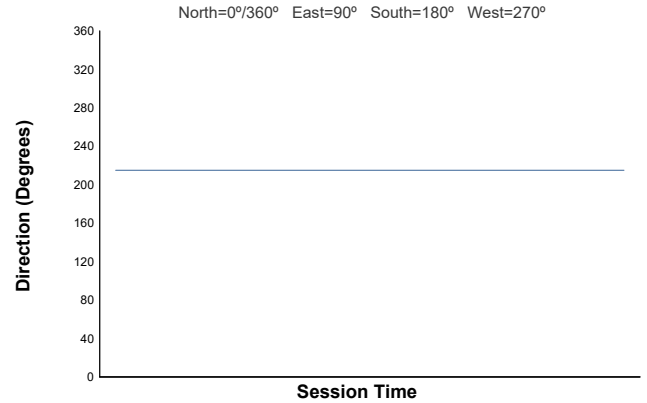
**Pressure**



**Wind Speed**



**Wind Direction**



Track Status: **DRY**